

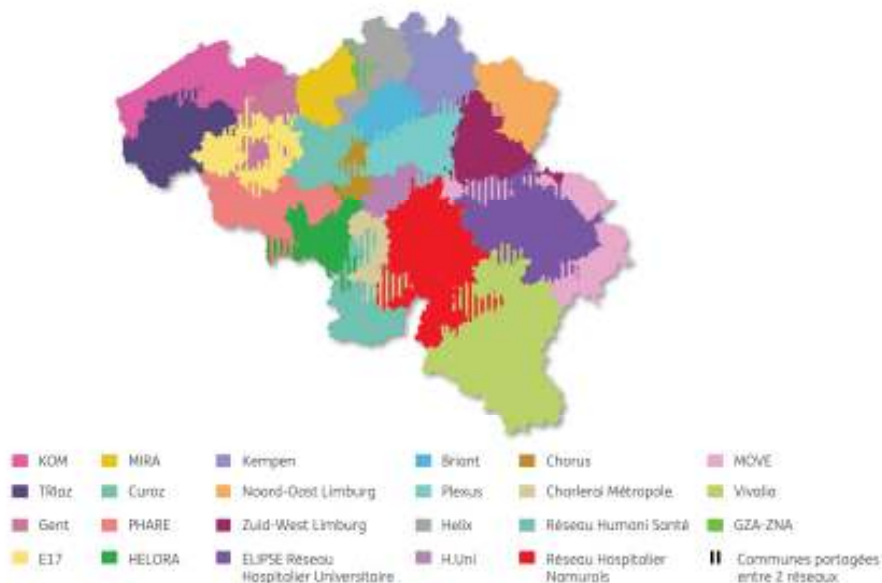
Case-mix as a tool to build confidence between partners of newly formed hospital network – preliminary steps

PCSI 2022

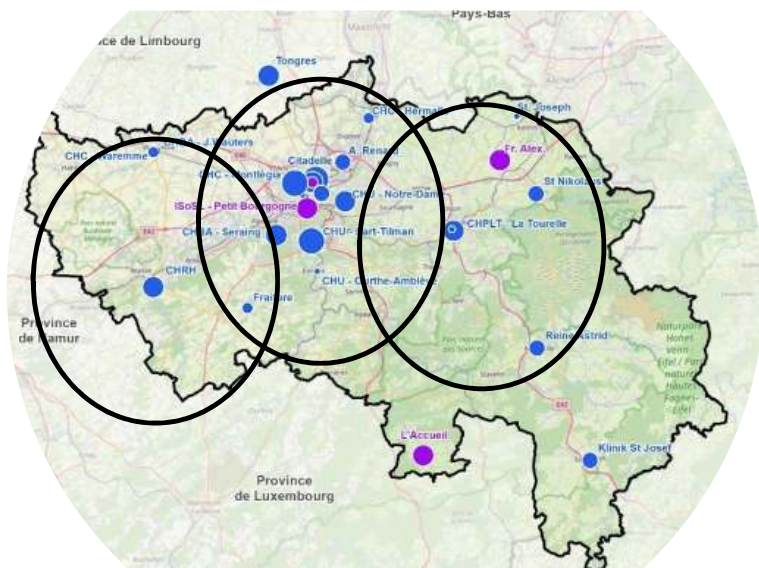
Dr. Peter Heirman

Hôpital de la Citadelle, Liège

14 February 2019 : loco-regional hospital networks



Loco-regional missions : 30 minutes



Elipse



Gouvernance :

- Conseil d'Administration
- Comité de Gestion
- Comité Stratégique
- Collège des Médecins Chefs
- Conseil Médical de Réseau (élections directes en 2024)

Figure 2 : Lits agréés des réseaux hospitaliers locorégionaux¹

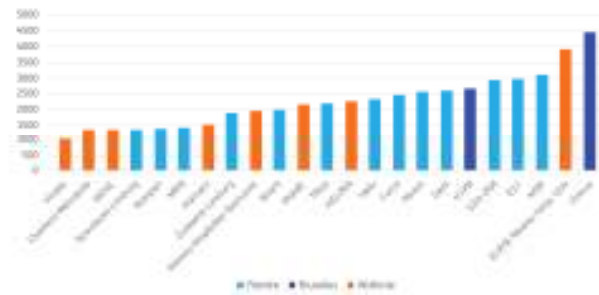
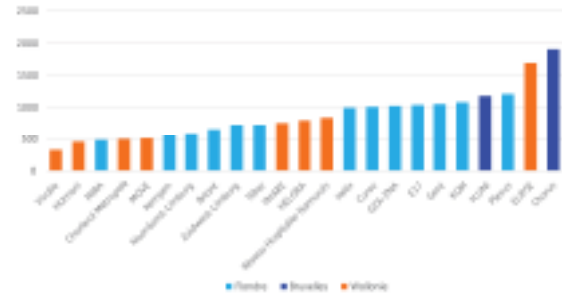


Figure 4 : Chiffres d'affaires par niveau (en Mio EUR)



— Eclipse : 8 hospitals - 12 sites

2^e network in size

And also last weekend:

- 10.000 people
- 1600 beds
- University and public



Former concurents need to cooperate

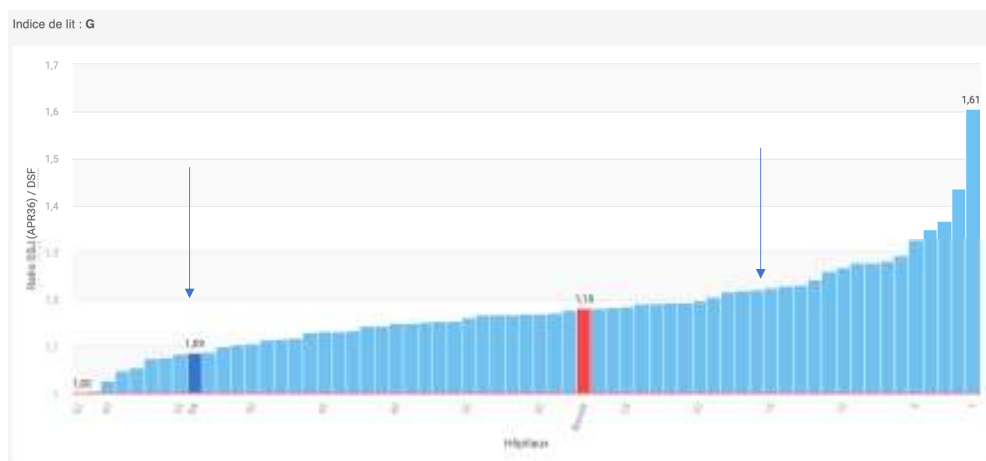


- They don't work as hard in the other hospital
- Our patients are more complicated
- They only think of making money
- This pathology needs to be ours exclusively
- Their quality is worse than ours
- ...

How to scientifically check ?

- Casemix!
- But :
- Central datawarehouse for 8 hospitals will take time:
 - GDPR
- Starting with small datasharing

Geriatric wards of two hospitals JLOS/BLOS



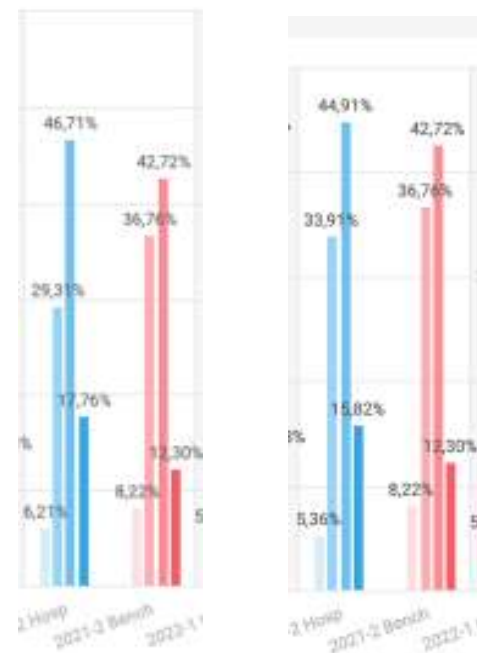
Least performant

DRG	# de séjours ▼	CMI	DSF ps	DSJ ps	DSJ- DSF ps
[-] Total	457	1,145	14,99	15,95	0,96
137 - MAJOR RESPIRATORY INFECTIONS & INFLAM...	39	1,070	12,68	14,13	1,45
194 - HEART FAILURE	30	0,697	17,10	17,03	-0,07
042 - DEGENERATIVE NERVOUS SYSTEM DISORDER...	24	0,941	13,94	15,87	1,93
301 - HIP JOINT REPLACEMENT	19	1,634	17,22	18,61	1,39
306 - HIP & FEMUR FRACTURE REPAIR	15	1,604	17,62	20,36	2,74
463 - KIDNEY & URINARY TRACT INFECTIONS	15	0,510	13,84	14,70	0,86
347 - OTHER BACK & NECK DISORDERS, FRACTURE...	14	0,683	14,66	18,00	3,33
045 - CVA & PRECEREBRAL OCCLUSION W INFARCT	12	0,790	13,89	13,68	-0,22
133 - RESPIRATORY FAILURE	12	0,969	11,22	11,28	0,06
058 - OTHER DISORDERS OF NERVOUS SYSTEM	11	0,779	12,12	15,39	3,27
351 - OTHER MUSCULOSKELETAL SYSTEM & CONN...	10	0,786	18,60	18,95	0,35
663 - OTHER ANEMIA & DISORDERS OF BLOOD & RI...	10	0,627	12,68	14,05	1,37
	457	1,145	14,99	15,95	0,96

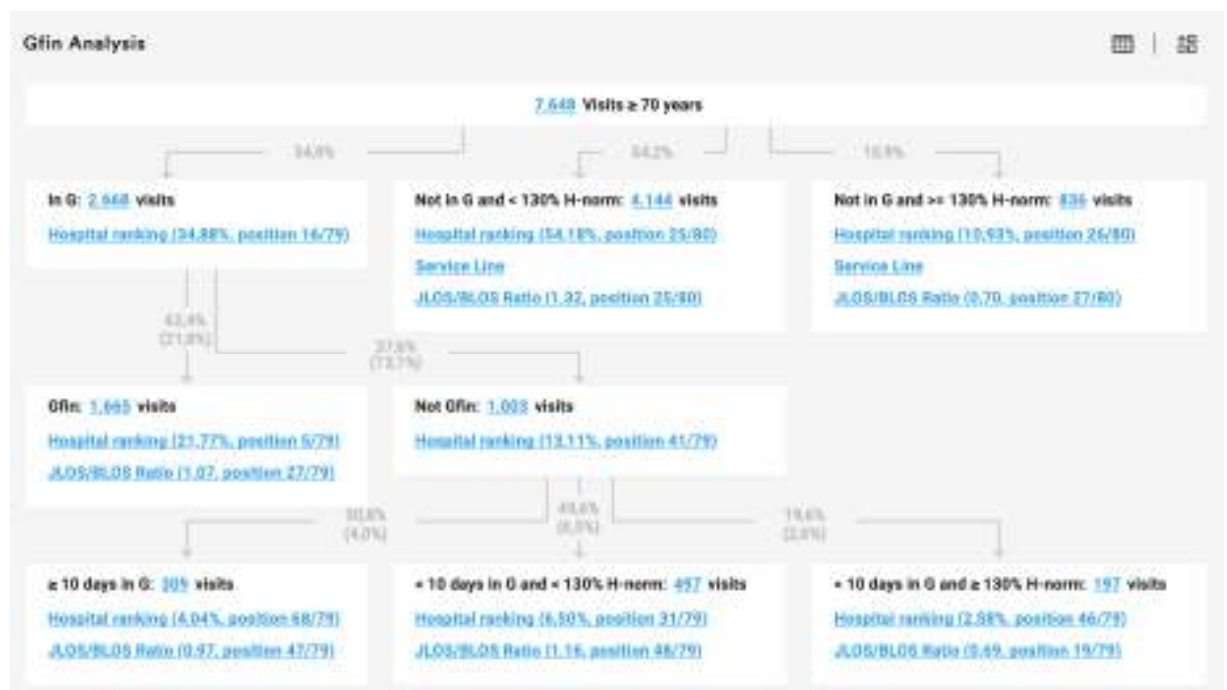
Most performant: top 3, same. LOS shorter with 2 days

DRG	# de séjours ▼	CMI	DSF ps	DSJ ps	DSJ-DSF ps
[-] Total	404	0,946	12,97	13,36	0,39
137 - MAJOR RESPIRATORY INFECTIONS & INFLAMMATIONS	73	0,856	10,34	11,37	1,03
194 - HEART FAILURE	27	0,670	11,76	11,46	-0,30
042 - DEGENERATIVE NERVOUS SYSTEM DISORDERS EXC MULT SCLEROSIS	22	0,779	15,37	16,09	0,72
140 - CHRONIC OBSTRUCTIVE PULMONARY DISEASE	15	0,838	14,34	15,34	1,00
139 - OTHER PNEUMONIA	13	0,755	13,69	15,53	1,83
463 - KIDNEY & URINARY TRACT INFECTIONS	13	0,542	14,16	14,06	-0,10
347 - OTHER BACK & NECK DISORDERS, FRACTURES & INJURIES	12	0,628	12,72	13,04	0,31
341 - FRACTURE OF PELVIS OR DISLOCATION OF HIP	11	0,532	13,94	16,46	2,51
047 - TRANSIENT ISCHEMIA	8	0,733	10,59	8,20	-2,39
861 - SIGNS, SYMPTOMS & OTHER FACTORS INFLUENCING HEALTH STATUS	8	0,553	11,84	9,17	-2,67
045 - CVA & PRECEREBRAL OCCLUSION W INFARCT	7	0,798	8,47	8,73	0,26
	404	0,946	12,97	13,36	0,39

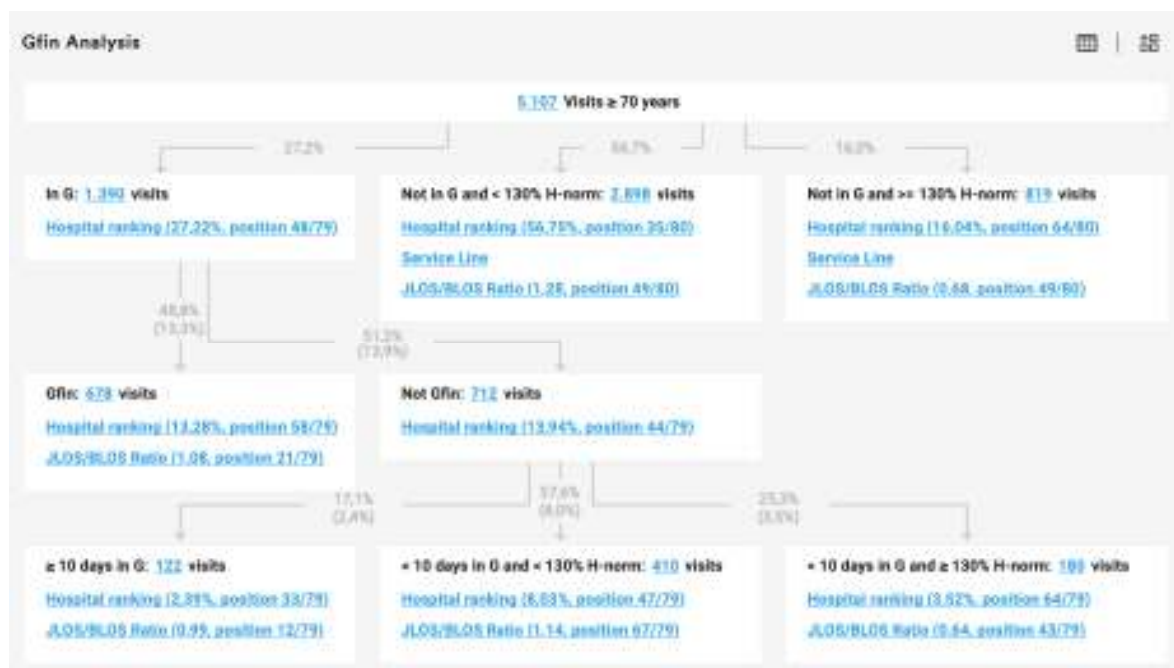
- Sol differences are minimal
- The least effective hospital has a little bit more severe patients



- Least performant



- Most performant
- less to G
- And less short stays in G



Prorata par spécialité

Spécialité	DRG	# de patients	CMJ	DSF ps	DSJ ps	DSJ-DSF ps	DSF totale	DSJ totale
GERI...	Total	457	1,145	14,99	15,95	0,96	6.850,19	7.288,5
GERI...	137 - MAJOR RESPIRATORY INFECTIONS & INFLAM...	39	1,070	12,68	14,13	1,45	494,51	550,9
GERI...	194 - HEART FAILURE	30	0,697	17,10	17,03	-0,07	513,00	510,9
GERI...	042 - DEGENERATIVE NERVOUS SYSTEM DISORDER...	24	0,941	13,94	15,87	1,93	334,47	380,7
GERI...	301 - HIP JOINT REPLACEMENT	19	1,634	17,22	18,61	1,39	327,13	353,6
GERI...	308 - HIP & FEMUR FRACTURE REPAIR	15	1,604	17,62	20,36	2,74	264,23	305,3
GERI...	463 - KIDNEY & URINARY TRACT INFECTIONS	15	0,510	13,84	14,70	0,86	207,62	220,5
GERI...	347 - OTHER BACK & NECK DISORDERS, FRACTURE...	14	0,683	14,66	18,00	3,33	205,30	251,9
GERI...	045 - CVA & PRECEREBRAL OCCLUSION W INFARCT	12	0,790	13,89	13,68	-0,22	166,71	164,1
GERI...	133 - RESPIRATORY FAILURE	12	0,969	11,22	11,28	0,06	134,61	135,3
GERI...	058 - OTHER DISORDERS OF NERVOUS SYSTEM	11	0,779	12,12	15,39	3,27	133,37	169,3
GERI...	351 - OTHER MUSCULOSKELETAL SYSTEM & CONN...	10	0,786	18,60	18,95	0,35	185,96	189,5
GERI...	663 - OTHER ANEMIA & DISORDERS OF BLOOD & BI	10	0,627	12,68	14,05	1,37	126,77	140,4
Total		457	1,145	14,99	15,95	0,96	6.850,19	7.288,5

Accueil > Données Médicales > Financement de l'hôpital

Prorata par spécialité

Spécialité	DRG	# de séjours	CMI	DSF ps	DSJ ps	DSJ-DSF ps
Géri...	Total	404	0,946	12,97	13,36	0,39
Géri...	137 - MAJOR RESPIRATORY INFECTIONS & INFLAMMATIONS	73	0,856	10,34	11,37	1,03
Géri...	194 - HEART FAILURE	27	0,670	11,76	11,46	-0,30
Géri...	042 - DEGENERATIVE NERVOUS SYSTEM DISORDERS EXC MULT SCLEROSIS	22	0,779	15,37	16,09	0,72
Géri...	140 - CHRONIC OBSTRUCTIVE PULMONARY DISEASE	15	0,838	14,34	15,34	1,00
Géri...	139 - OTHER PNEUMONIA	13	0,755	13,69	15,53	1,83
Géri...	463 - KIDNEY & URINARY TRACT INFECTIONS	13	0,542	14,16	14,06	-0,10
Géri...	347 - OTHER BACK & NECK DISORDERS, FRACTURES & INJURIES	12	0,628	12,72	13,04	0,31
Géri...	341 - FRACTURE OF PELVIS OR DISLOCATION OF HIP	11	0,532	13,94	16,46	2,51
Géri...	047 - TRANSIENT ISCHEMIA	8	0,733	10,59	8,20	-2,39
Géri...	861 - SIGNS, SYMPTOMS & OTHER FACTORS INFLUENCING HEALTH STATUS	8	0,553	11,84	9,17	-2,67
Géri...	045 - CVA & PRECEREBRAL OCCLUSION & INFARCT	7	0,798	8,47	8,73	0,26
Total		404	0,946	12,97	13,36	0,39

Semestres 2018-1 2018-2 2019-1 2019-2 2020-1 2020-2 2021-1 2021-2 2022-1

Comparaison

- +/- same Sol
- +/- same DRG
- Need to diminish LOS with 2 days in least performant hospital
- Two heads of geriatric department discusses how to achieve that

